

Starflor CP

Starflor CP

STARFLOR CP is a PVC composite floor tile with marbling design produced by calendaring process.

Place Recommended

Housing, Office Administration, Education, Retail

CP-4660



CP-4685



CP-4668



CP-4633



CP-4600



CP-4683



CP-4601



CP-4636







CP-4654



CP-4638



	<i>Size</i> 304.8 X 304.8 mm.
	<i>Thickness</i> 1.6" / 2.0 mm.
	<i>Type</i> Tile (Square)
	<i>Treatment</i> NO

* MADE TO ORDER
Estimate Timing : 2 weeks

Shades and colors may vary slightly from actual tiles. Please request actual sample from Marketing and Sales Department

STARFLOR CP is a PVC composite floor tile with marbling design produced by calendaring process.



Basic Smooth

Feeling smooth with the classic series.
Last long design for a classic idea.

Installing

1. Preparing Subfloor



Hard, level, dry,
smooth, sound
and clean

2. Laying Method



2.1 Unpack tiles 24hrs.
before laying



2.2 Trace a line
perpendicular to the
main entrance. Ensure
equal cut of tile at
the room perimeter.



2.3 Apply adhesive
to a few sq.m of
subfloor in one quarter



2.4 Press each tile
into position



2.5 Roll with
50kg roller

Maintenance

Initial Cleaning



Remove
loose debris



Low speed
cleaning machine

Protection



Apply wax

Daily Maintenance Periodic Maintenance



Dry sweeping or
remove dirt with
a damp mop



High speed
cleaning machine

For full specification, installation, and maintenance details,
please refer to the handbook